









#### A Side Mount Auxiliary Contact Blocks (1 & 2 Pole) ①

CA7 Contactors

Contact Block	Description	NO	NC	Contact Arrangement	For use with...	Catalog Number ③
 1-pole (typical)	<b>Auxiliary Contact Blocks for Side Mounting - ①</b> <ul style="list-style-type: none"> <li>• 1 and 2-pole</li> <li>• Two way numbering for right or left mounting on the contactor</li> <li>• Snap-on design - mounts without tools</li> <li>• Electronic compatible contacts down to 24V, 20mA</li> <li>• Late break / early make (L) available</li> <li>• Mutual positive guidance to the main contactor poles (excluding L-types)</li> </ul>	0	1		CA7 all	<b>CA7-PA-01</b>
 2-pole (typical)		1	0		CA7 all ②	<b>CA7-PA-10</b>
		0	2		CA7 all	<b>CA7-PA-02</b>
		1	1		CA7 all ②	<b>CA7-PA-11</b>
		2	0		CA7 all ②	<b>CA7-PA-20</b>
		1EM	1LB		CA7 all	<b>CA7-PA-L11</b>

- ① Max. number of auxiliary contacts that may be mounted:
  - AC Coil contactors - max. 4 N.O. contacts on the front of the contactor, 2-N.O. contacts on the side, 4-N.C. front or side: 6 total.
  - DC Coil contactors - max. 4 N.O. contacts on the front of the contactor, or max. 2-N.O. contacts on side, 4-N.C. front or side: (4) total.
- ② Left mounting only is recommended when using with CA7-9...CA7-23 contactors. These contactors have built-in auxiliaries, which will result in duplicate terminal markings if mounted on the right.
- ③ Detailed ratings can be found on page A75.